



ENGLISH VIDEO LESSON PLAN

DATE:19.01.2021	GRADE: 3	TERM:III
UNIT OF STUDY: Unit 5. Art & Music	LESSON TITLE: Musical instruments	TEACHER NAME: Yekaterina Berendakova
LEARNING OBJECTIVES (from the Subject Programme)	3.R1 recognise, identify and sound with support a limited range of familiar words in simple sentences	
LESSON OBJECTIVES:	By the end of the lesson, students will be able to: - <i>classify</i> the musical instruments - <i>predict</i> the content of the text by its title - <i>identify</i> the information from the text to complete the task	
LINKS TO PREVIOUS LEARNING: Vocabulary on the topic "Musical instruments"(accordion, piano, violin, trumpet, kobyz, guitar, dombra, saxophone, drum, flute) Classroom language The Present Simple Tense		
PRE LESSON PREP: Teacher creates on-line worksheets: "Mountain Climbing", "A Musical Instruments Mind Map" on https://www.liveworksheets.com/ ; and the on-line quiz; "Museum of the Kazakh Musical instruments" on https://kahoot.com/		
MAIN VIDEO LESSON ACTIVITIES		
LESSON STARTER 1. Greetings. Teacher greets the students. 2.Setting the theme of the lesson and lesson objectives. Teacher names the theme of the lesson and lesson objectives 3.Warm -up "Mountain Climbing". (Appendix 1) https://www.liveworksheets.com/qx1572562qg  Students scan QR code and complete the task on-line for 10 minutes. Task: Read the sentences. Write the words according to the pictures in the spaces beside the mountain from the bottom to the top. Then take colourful letters, unscramble them, and form the Message.	MAIN ACTIVITIES 1. Presentation of new vocabulary of the lesson: Classification of Musical Instruments Teacher names 4 groups of Musical Instrument. Gives examples. Shows pictures 2. Consolidation of new vocabulary of the lesson. A Musical Instruments Mind Map (Appendix 2) https://www.liveworksheets.com/ip1573115fq  Students scan QR code and complete the task on-line for 15 minutes. Task 1: Unscramble and write the Musical Instrument Words in the column on the left Task 2: Fill in the blanks to complete the Mind Map in the column on the right (Divide the words into 4 groups) 3. Reading the text "Museum of Kazakh Musical Instrument" Ex.1 p.72	WRAP UP 1.Sums of the lesson Teacher summarizes the lesson

(Appendix 3)

3.1 Pre-reading

- Teacher asks students to look at the photo and read the title of the text and guess what the text is about.
- Teacher asks students to look at the pictures 1-5 and guess the names of the Musical Instruments.

3.2 Reading

- Teacher asks students to pause the video and read the text for the 1st time to check their answers.
- While reading the text students write unfamiliar words from the text into their dictionaries.
- Teacher asks students to read the text for the 2nd time for deeper understanding.

3.3 Post-reading. Independent Work at home. Kahoot Quiz



Students scan QR code. Enter Game PIN 05515286. Enter their names and do the Kahoot Quiz on-line for the next 2 days.

Task: 1-8 sentences - Answer the questions, 9-10 sentences - Say "True" or "False"

ASSESSMENT:

Students complete the tasks on-line and email them to the teacher. [liveworksheets.com](https://www.liveworksheets.com) and [kahoot.com](https://www.kahoot.com) automatically gives score. (Formative assessment - 10 points max.)

RESOURCES USED (AE or anything else):

1. Warm-up. Adapted from:

English Teaching Forum 2017, Volume 55, Number 3. The Lighter Side: Mountain Climbing
<https://americanenglish.state.gov/resources/english-teaching-forum-2017-volume-55-number-3>



2. A Musical Instruments Mind Map. Adapted from:

English Teaching Forum 2016, Volume 54, Number 2. The Lighter Side: A Maps Mind Map
<https://americanenglish.state.gov/resources/english-teaching-forum-2016-volume-54-number-2>



3. Task for reading. Adapted from: Smart Junior for Kazakhstan, 3. Student's Book , MM Publication

4. Link for the video lesson:









<https://www.youtube.com/watch?v=y1hVmSfuTfg>










Mountain Climbing

Task: Read the sentences. Write the words according to the pictures in the spaces beside the mountain from the bottom to the top. Then take colourful letters, unscramble them, and form the Message.

Message:

6	7		1	3		9	6	4
								

8	9		6	3	5	
						

1. Zhasmin plays the



2. Nurabai plays the



3. Zhasmin and Nurabai play the



4. Danelya plays the



5. Sabina plays the



6. Dilyara and Aruzhan play the



7. Inkar plays the




8. Zarina plays the



9. Nursultan plays the





SAXOPHONE

FLUTE

PIANO

DRUM

DOMBRA

VIOLIN

TRUMPET

ACCORDION

KOBYZ

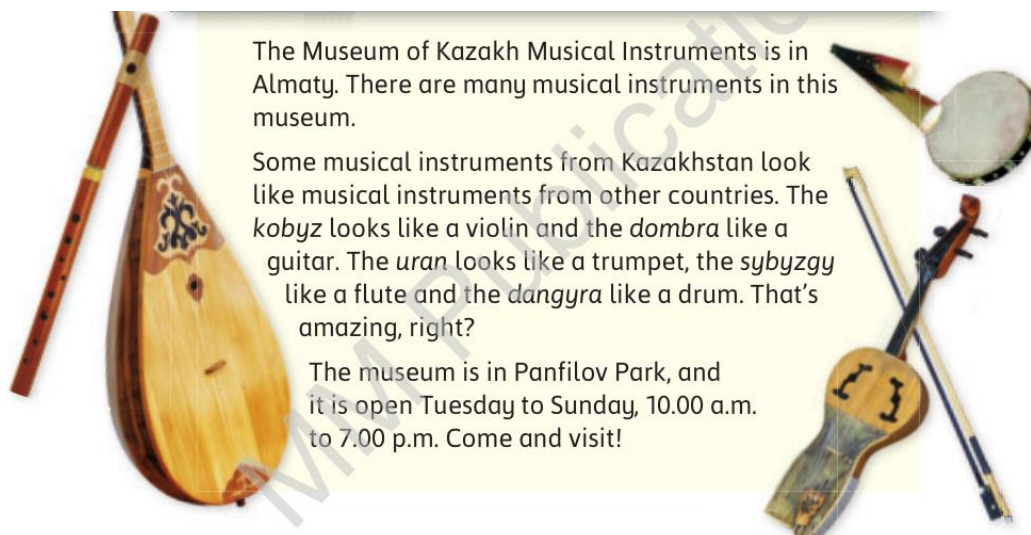
GUITAR

A Musical Instruments Mind Map

Task 1: Unscramble and write the Musical Instrument Words in the column on the left

Task 2: Fill in the blanks to complete the Mind Map in the column on the right

Musical Instrument Words (Unscrambled words are in the alphabetical order)	Mind Map
CDNACIOOR → _____	guitar drum kobyz flute
BAMROD → _____	saxophone piano violin trumpet
RDMU → _____	accordion dombra
TELFU → _____	Percussion [pə'kʌʃn]
RGIUAT → _____	Keyboard ['ki:bɔ:d]
YZOKB → _____	String [strɪŋ]
IOPNA → _____	Woodwind ['wʊdwɪnd]
PSEOAOXHN → _____	
MRTUETP → _____	
NLIOVI → _____	

The Museum of Kazakh Musical Instruments is in Almaty. There are many musical instruments in this museum.

Some musical instruments from Kazakhstan look like musical instruments from other countries. The *kobyz* looks like a violin and the *dombra* like a guitar. The *uran* looks like a trumpet, the *sybyzgy* like a flute and the *dangyra* like a drum. That's amazing, right?

The museum is in Panfilov Park, and it is open Tuesday to Sunday, 10.00 a.m. to 7.00 p.m. Come and visit!